HOUSE MANUAL

We prepared the house manual for your convenience during your stay. If you have any problem and question about using the devices please contact us. Have a nice stay :)

How to use the TV and soundbar?



1- Turn on TV

2- Turn on Cable TV

HDMI Source. Dont change it unless there is a problem. It should be 1

DON'T change channels and volume here

SMART TV

Exit and close pop-up



Change language, if channel support

(OK)See channel list

Exit and close pop-up

3-Change channels

4-Change volume

Add subtitle, if channel support

Please use this Remote Control to change channels and volume



Bluetooth name:Redmi TV Soundbar
For bluetooth connection: press source button and hear something like "lalia".
For Aux connection: press source button and hear AUX. Aux is connected to TV directly.

Where to throw the garbage?

Unfortunately, we don't do recycle in Turkey. So you can put all garbage in the same bag and bin. Big garbage bins are in on the main road Akyol Street or leave them in front of the door, after 8 pm our doorman collect them.

How to change heating/hot water?



Combi boiler is in the laundry room next to small bathroom.

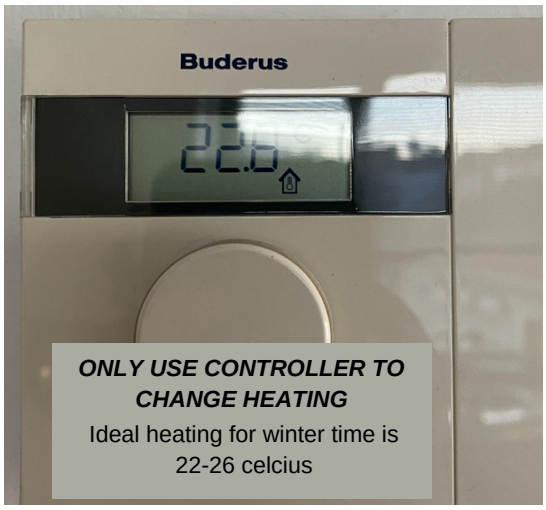

The controller is located in the kitchen area.

If heating/hot water stops

Most probably it is because of low water pressure. It is very easy and safe to fix it in 30 seconds. Here are the steps:

1- Check it is written 2E etc on the digital screen, if yes it is low water pressure

2- There is a black button under the combi (as marked right side) turn it to left **slowly**. Then you will hear water noise.

3-When water pressure on the screen comes 1.5-2 TURN OFF the black button.

5-Now everything is all right.

IF YOU STILL HAVE A PROBLEM pls contact with us.



How to use the oven and microwave ?



Turn the button to choose your grill type and heating degree. Then press the "Set" button and increase timing. After that oven starts. Press the alarm button to mute the alarm. PLEASE TURN OFF THE OVEN by turning the button back to turn-off position.



Push cover button the open the cover. Choose watt and duration then it starts to work. To turn it off turn duration button to zero.

How to use the dish washer?



Turn on the machine and then choose the program. Put the tablet detergent, they are under the sink. No need to take off the plastic cover. Put it in the detergent hole then close the lid. Press the start button and close the cover

How to use the washing/drying machine?



It has a washing and drying feature. To use as a drying machine, turn the program button to DRYING then choose the drying level from the dry level button. Celcius, Rinse, Gripping details are shown on the screen.

How to use the jacuzzi?

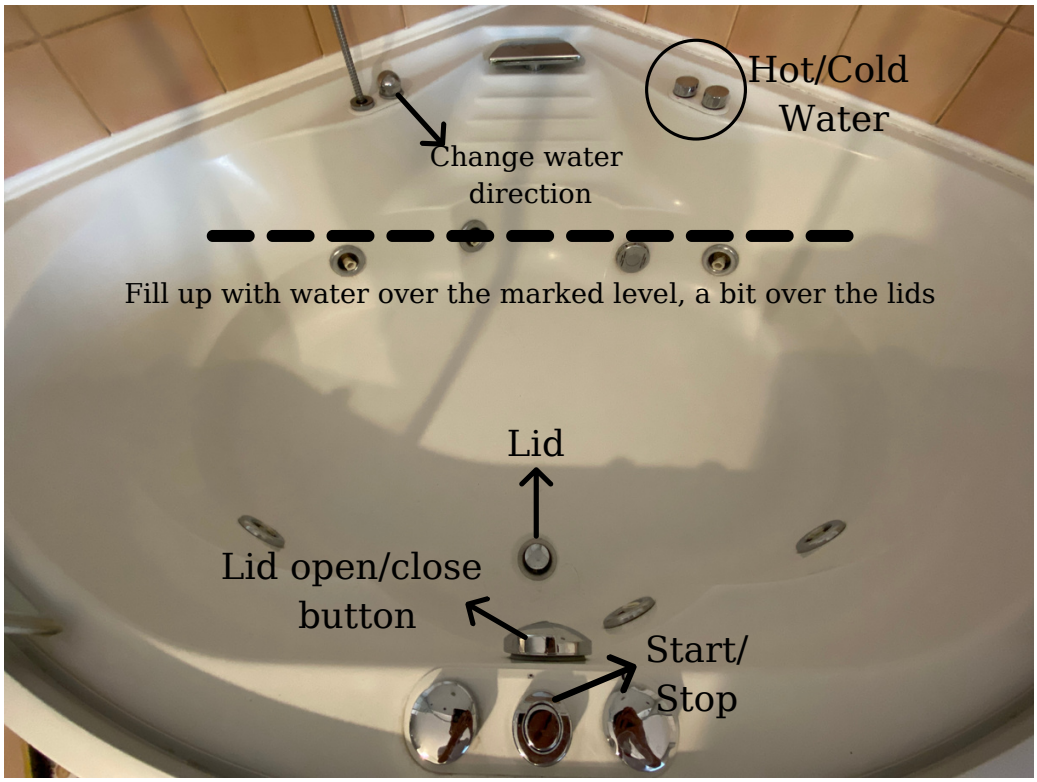

How to use the A/C?



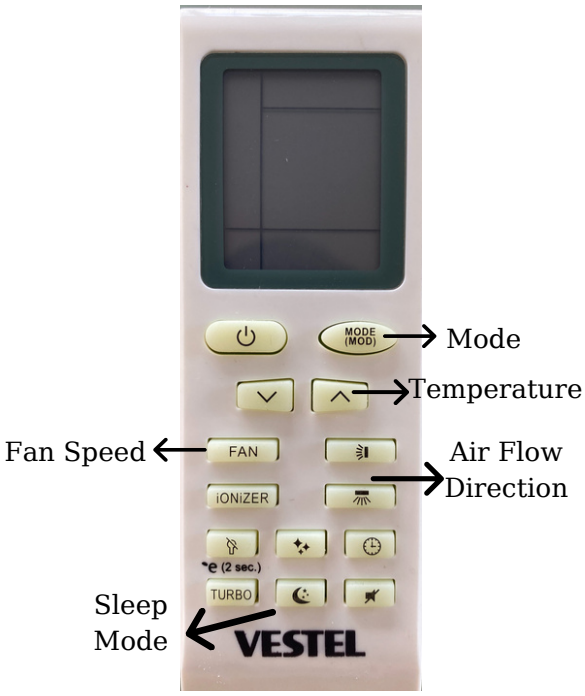

How to use the coffee machine?



1- Turn on the device and wait for 40-60 seconds for heating. It drains a bit of hot water in the beginning. When it is ready all lights turn stable and yellow.
2- Check if there are coffee beans on the top or not. Add accordingly.
3- Check if there is enough water in the water tank if not pls add it from the big blue bottle, not from the tap.
4-Choose your coffee. It is espresso or americano (coffee).
5- Choose your taste. Strength and length of your coffee by touching the surface. We recommend level 2 on both.
6- Press the start button and enjoy your coffee with a Bosphorus view.
7- You can either turn off the machine or it has an automatic turn-off.

- If you would like to have coffee with milk you can use the steam pipe and press the steam button to heat your milk.
- If you would like to add hot water to your coffee pls press the hot water button.

IF THE MACHINE DOES NOT WORK

1- If the trash dump signal is flashing it means the trash dump is full. It is on the bottom, pls open it by pulling yourself gently and make it empty and wash it. Then put it back.
2- If the low water level is flashing it means not enough water in the tank. Pls, refill it with water from the big blue bottle, not from the tap.

If you have any other problem pls contact with us.